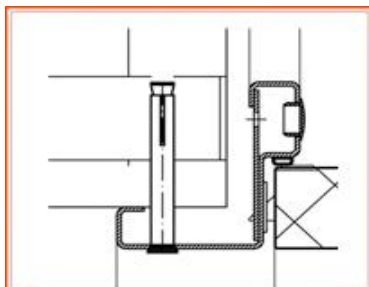


## Industrial Single Leaf Steel Doors (ISD)

Retail Price List in EURO, VAT not included updated on 20.08.2018

All prices include 2 mm thick metal door frame, do not include VAT

### Angular frame

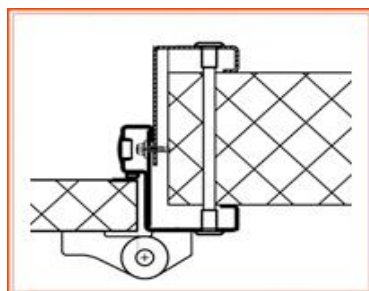


	Installation opening, HEIGHT, mm	Installation opening, WIDTH, mm					
		700	800	900	1000	1100	1200
<b>RAL 9003</b>	1800	227	231	236	259	268	281
	1900	230	234	239	263	273	285
	2000	233	237	242	266	276	289
	2100	235	240	245	269	280	293
	2200	239	244	249	274	284	298
	2300	243	247	253	278	289	302
	2400	246	251	257	282	293	307



	Installation opening, HEIGHT, mm	Installation opening, WIDTH, mm					
		700	800	900	1000	1100	1200
<b>AISI 304</b>	1800	383	408	420	458	471	493
	1900	396	421	434	473	486	509
	2000	407	432	446	486	499	522
	2100	418	444	458	499	513	536
	2200	428	456	470	512	526	550
	2300	439	467	481	524	539	564
	2400	459	488	503	548	564	590

### Overlapping frame



	Installation opening, HEIGHT, mm	Installation opening, WIDTH, mm					
		700	800	900	1000	1100	1200
<b>RAL 9003</b>	1800	245	250	255	280	291	305
	1900	249	254	260	285	296	310
	2000	252	257	263	289	300	314
	2100	256	261	267	293	304	319
	2200	260	265	272	298	310	325
	2300	265	270	276	303	315	330
	2400	269	274	281	308	321	336

	Installation opening, HEIGHT, mm	Installation opening, WIDTH, mm					
		700	800	900	1000	1100	1200
<b>AISI 304</b>	1800	446	475	490	535	551	577
	1900	461	491	506	552	569	596
	2000	474	505	521	568	585	613
	2100	488	519	536	585	602	630
	2200	501	534	551	601	618	647
	2300	515	548	566	617	635	665
	2400	539	574	592	645	664	695

Our doors are available in custom sizes to insure best commercial application

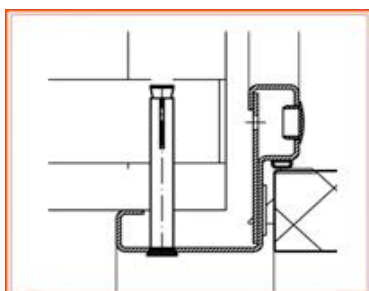
- **Core:** rigid polyurethane foam by Dow Chemical Company, density up to 50 kg/m<sup>3</sup>
- **Thermal conductivity:** 0,022 W/(m\*k)
- **Exterior and interior metal, including door shoulders:** 0,5 mm thick galvanised steel, in RAL colours of your choice
- **Packaging:** 50 micron thick plastic stretch-wrap

## Industrial Double Leaf Steel Doors (IDD)

Retail Price List in US Dollars, VAT not included updated on 20.08.2018

All prices include 2 mm thick metal door frame, do not include VAT

### Angular frame

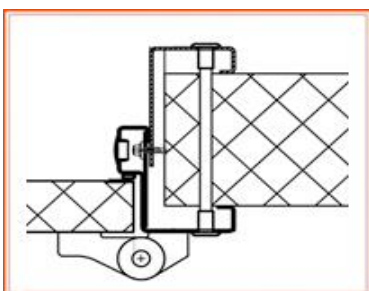


	Installation opening, HEIGHT, mm	Installation opening, WIDTH, mm					
		1400	1600	1800	2000	2200	2320
RAL 9003	1800	395	420	426	431	437	441
	1900	405	431	437	443	449	453
	2000	411	439	445	452	458	461
	2100	418	447	454	460	466	470
	2200	425	455	462	469	475	479
	2300	432	463	470	477	484	488
	2400	438	471	478	486	493	497



	Installation opening, HEIGHT, mm	Installation opening, WIDTH, mm					
		1400	1600	1800	2000	2200	2320
AISI 304	1800	641	713	722	732	742	747
	1900	662	737	747	757	767	773
	2000	680	758	769	779	789	795
	2100	697	780	790	801	811	817
	2200	715	801	812	822	833	839
	2300	733	822	833	844	855	861
	2400	750	843	855	866	877	884

### Overlapping frame



	Installation opening, HEIGHT, mm	Installation opening, WIDTH, mm					
		1400	1600	1800	2000	2200	2320
RAL 9003	1800	452	480	487	494	501	506
	1900	463	493	500	508	515	519
	2000	472	503	510	518	525	530
	2100	480	512	520	528	536	541
	2200	488	522	530	538	546	551
	2300	496	531	540	548	557	562
	2400	504	541	550	558	567	572

	Installation opening, HEIGHT, mm	Installation opening, WIDTH, mm					
		1400	1600	1800	2000	2200	2320
AISI 304	1800	771	851	864	878	891	900
	1900	797	881	894	908	922	930
	2000	819	907	921	935	949	957
	2100	841	933	947	961	976	984
	2200	863	959	973	988	1 002	1 011
	2300	885	985	1 000	1 014	1 029	1 038
	2400	907	1 011	1 026	1 041	1 056	1 065

Our doors are available in custom sizes to insure best commercial application

- **Core:** rigid polyurethane foam by Dow Chemical Company, density up to 50 kg/m<sup>3</sup>
- **Thermal conductivity:** 0,022 W/(m\*k)
- **Exterior and interior metal, including door shoulders:** 0,5 mm thick galvanised steel, in RAL colours of your choice
- **Packaging:** 50 micron thick plastic stretch-wrap



Dorma lock and handle, Germany

#### Door catalogue codes

**ISD** Industrial Single Leaf Steel Door  
**Right/Left** Hinges on the right/ Hinges on the left

#### Example of door catalogue code: ISD 800 2000 40 Ral9003/Ral9003 Ang Right

Door type	Doorway Width	Doorway Height	Door leaf thickness	Door steel type		Frame type	Hinges location
				Exterior	Interior		
Industrial Single Leaf Steel Door	800	2000	40	RAL9003	RAL9003	Angular	Right

#### Additional options for Industry Steel Doors

Item	Price, VAT not included
Door closer	45
Door blade material: AISI 430, price for 1 sq m	14
Frame material: AISI 430, price for 1 running meter	20
Stainless steel metalware kit. Price for 1 sq m	4
IDD frame installation hardware to insulated sandwich panels	19
ISD frame installation hardware to insulated sandwich panels	14
IDD frame installation hardware to a brick wall	12
ISD frame installation hardware to a brick wall	6
Frame installation hardware for steel stud construction	4

#### Factory installed bumpers on ISD

Bumper material	Thickness, mm	Price for sq m	Price for running meter, VAT not included	
			Bottom 0,25 m	Bottom 0,5 m
AISI 304	1,5	65	16	33
AISI 430	1,5	46	12	23
Checker plate	1,5	47	12	24
Flat ABS plastic	4,0	26	7	13

#### Factory installed bumpers on IDD

Bumper material	Thickness, mm	Price for sq m	Price for running meter, VAT not included	
			Bottom 0,25 m	Bottom 0,5 m
AISI 304	1,5	67	17	34
AISI 430	1,5	48	12	24
Checker plate	1,5	48	14	24
Flat ABS plastic	4,0	36	9	18

#### Packaging

Item	Price, VAT not included
Stretch-wrap	included in door price
Cardboard packaging	calculated individually for your order
Wooden packaging	calculated individually for your order



Agrohim territory, bld. 58,  
 Shchelkovo, Moscow region,  
 Russia, 141100



+7 (925) 745-01-37

[www.profhod.com](http://www.profhod.com)